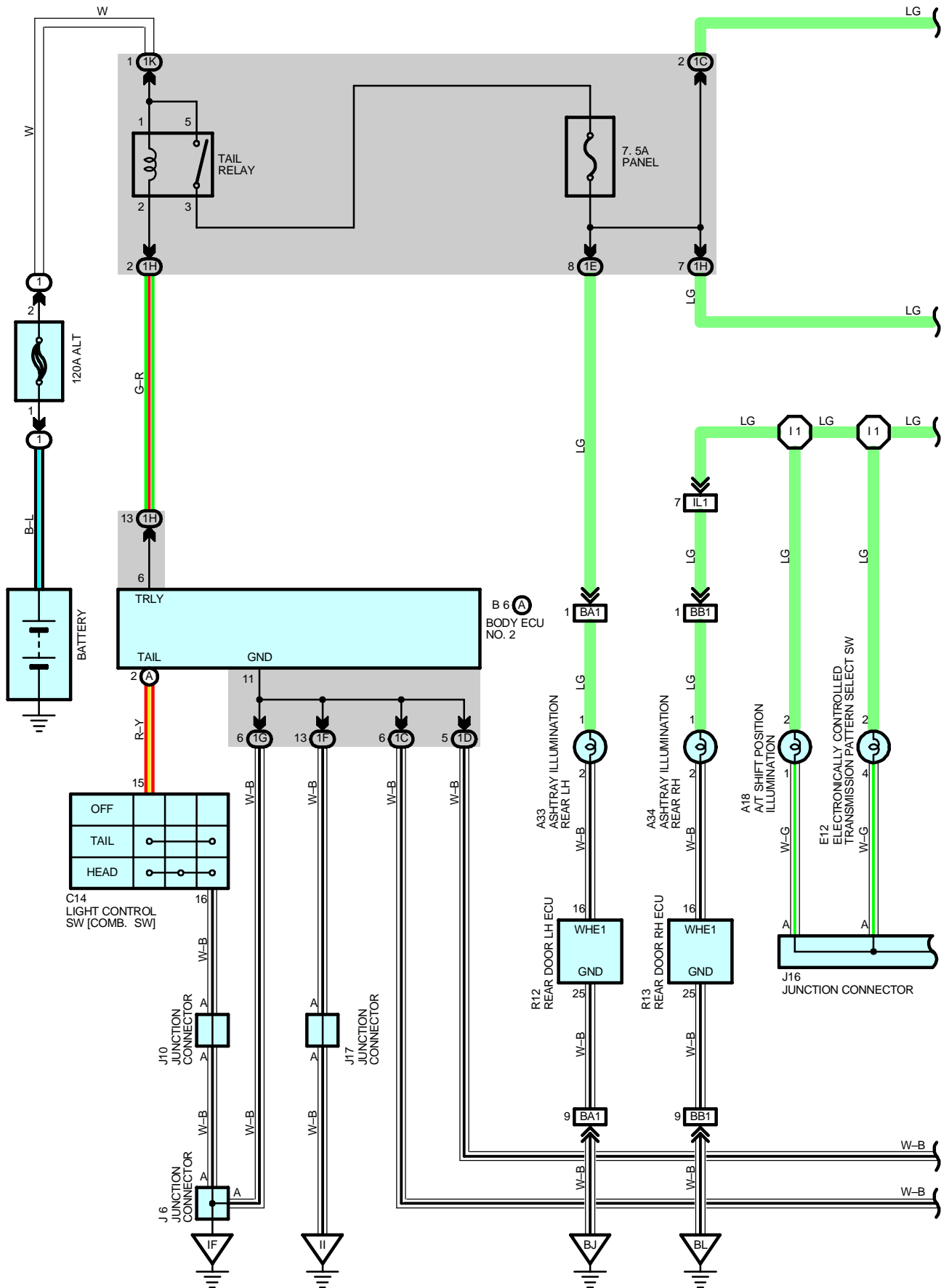
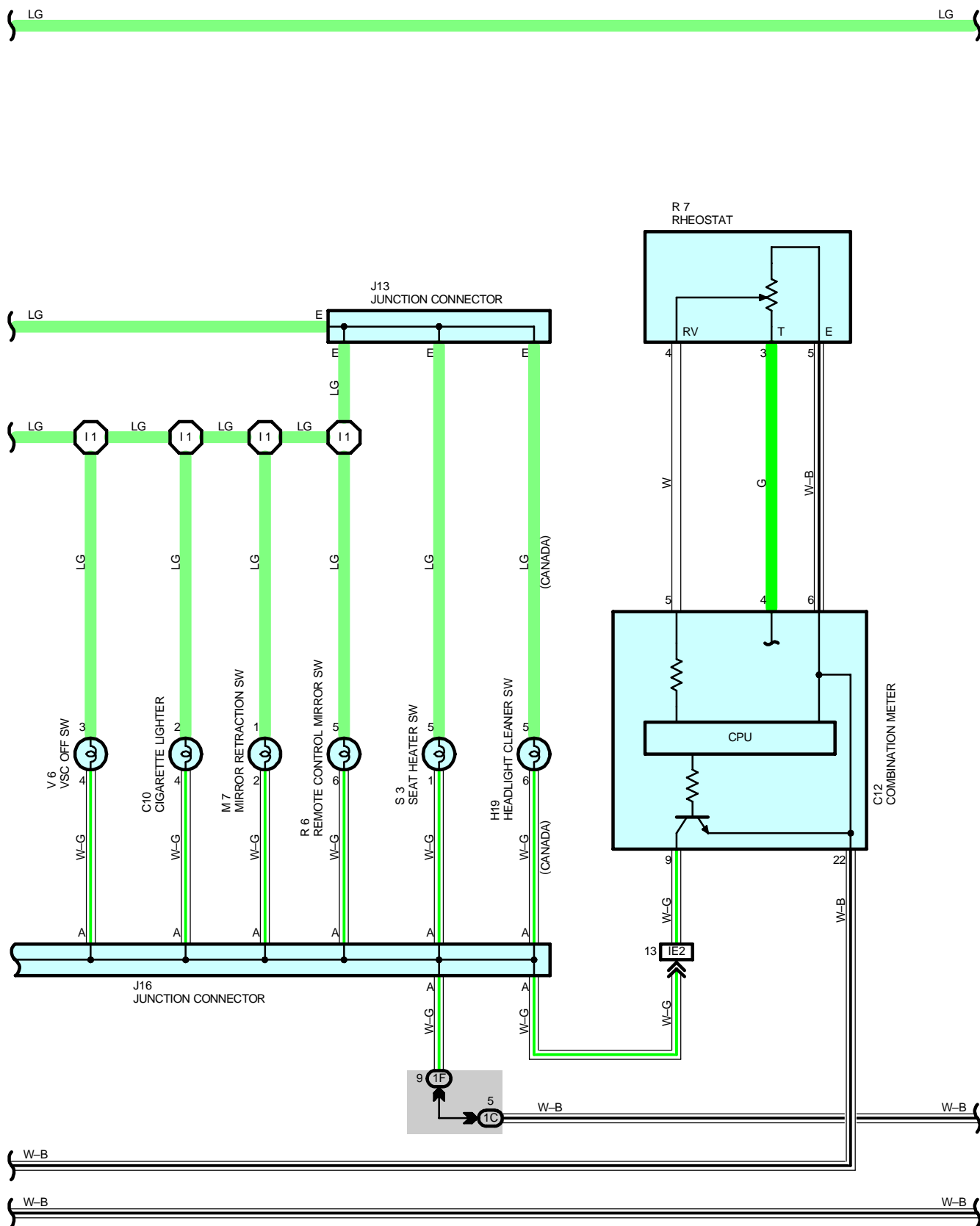


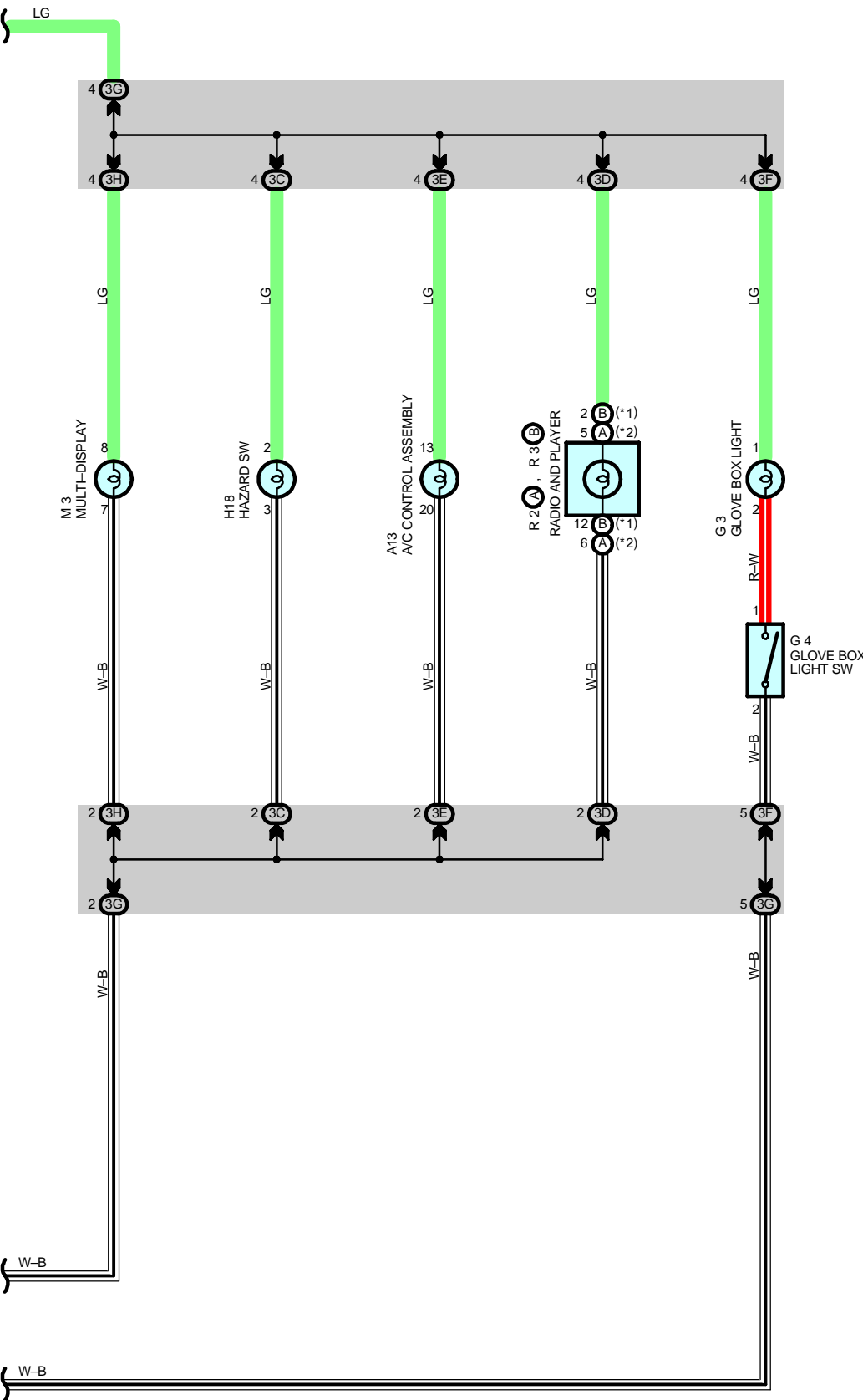
ILLUMINATION





ILLUMINATION

* 1 : EXCEPT TAIWAN
 * 2 : TAIWAN



SERVICE HINTS

TAIL RELAY

5-3 : Closed with light control SW at **TAIL** or **HEAD** position

C14 LIGHT CONTROL SW [COMB. SW]

15-16 : Closed with light control SW at **TAIL** or **HEAD** position

○ : PARTS LOCATION

Code	See Page	Code	See Page	Code	See Page
A13	42	G4	42	R2	A 43
A18	42	H18	42	R3	B 43
A33	44	H19	42	R6	43
A34	44	J6	43	R7	43
B6	A 42	J10	43	R12	45
C10	42	J13	43	R13	45
C12	42	J16	43	S3	43
C14	42	J17	43	V6	43
E12	42	M3	43		
G3	42	M7	43		

○ : RELAY BLOCKS

Code	See Page	Relay Blocks (Relay Block Location)
1	24	Engine Room No.1 R/B (Engine Compartment Right)

○ : JUNCTION BLOCK AND WIRE HARNESS CONNECTOR

Code	See Page	Junction Block and Wire Harness (Connector Location)
1C	28	Instrument Panel Wire and Driver Side J/B (Left Kick Panel)
1D		
1E	28	Floor No.2 Wire and Driver Side J/B (Left Kick Panel)
1F	28	Cowl Wire and Driver Side J/B (Left Kick Panel)
1G	29	
1H		
1K	28	
3C	32	Instrument Panel Wire and Instrument Panel J/B (Instrument Panel Reinforcement Center)
3D		
3E	33	
3F		
3G		
3H		

□ : CONNECTOR JOINING WIRE HARNESS AND WIRE HARNESS

Code	See Page	Joining Wire Harness and Wire Harness (Connector Location)
IE2	52	Instrument Panel Wire and Cowl Wire (Left Side of the Steering Column)
IL1	54	Floor No.1 Wire and Cowl Wire (Right Kick Panel)
BA1	56	Rear Door LH Wire and Floor No.2 Wire (Under the Center Pillar LH)
BB1	56	Rear Door RH Wire and Floor No.1 Wire (Under the Center Pillar RH)

▽ : GROUND POINTS

Code	See Page	Ground Points Location
IF	52	Left Kick Panel
II	52	Right Side of the Cowl Panel
BJ	56	Rear Floor Partition Panel LH
BL	56	Rear Floor Partition Panel RH

ILLUMINATION



: SPLICE POINTS

Code	See Page	Wire Harness with Splice Points	Code	See Page	Wire Harness with Splice Points
I1	54	Cowl Wire			

